



CHENMKO ENTERPRISE CO.,LTD

SURFACE MOUNT

SCHOTTKY DIODE ARRAY

VOLTAGE 200 Volts CURRENT 3 Amperes

MPL3200PT

PROVISIONAL SPEC.

APPLICATION

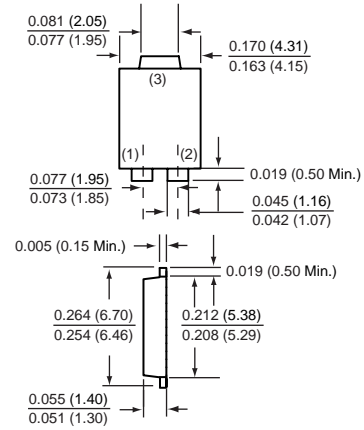
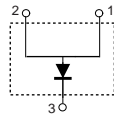
- * DC to DC Converters
- * Switch- Mode Power Supplies
- * Notebook PC

FEATURE

- * Small Surface Mounting Type. (SMP)
- * Low Power Loss, High Efficiency .
- * Low Forward Voltage Drop .
- * Peak Forward Surge Current Is 100A.
- * Schottky Diode Array .

SMP

CIRCUIT



SMP

RATINGS	SYMBOL	MPL3200PT	UNITS
Maximum Recurrent Peak Reverse Voltage	V _{RRM}	200	Volts
Maximum RMS Voltage	V _{RMS}	140	Volts
Maximum DC Blocking Voltage	V _{DC}	200	Volts
Maximum Average Forward Rectified Current	I _O	3	Amps
Non-Repetitive Peak Forward Surge Current at 8.3 mSec.	I _{FSM}	100	Amps
Total Capacitance (f=1.0MHZ , V _R =4.0VDC)	C _T	140	pF
Typical Thermal Resistance	R _{θj-s}	15	°C/W
Maximum Operating Temperature Range	T _J	-55 to +125	°C
Storage Temperature Range	T _{STG}	-55 to +150	°C

ELECTRICAL CHARACTERISTICS (At T_A = 25°C unless otherwise noted)

CHARACTERISTICS	SYMBOL	MPL3200PT	UNITS	
Typ. Forward Voltage	@I _F = 3A , T _S =25°C	V _F	0.95	Volts
Maximum Reverse Current	@V _R = 100V , T _S =25°C	I _R	10	uAmps

Lead free devices

RATING CHARACTERISTIC CURVES (MPL3200PT)

FIG. 1 - FORWARD CHARACTERISTICS

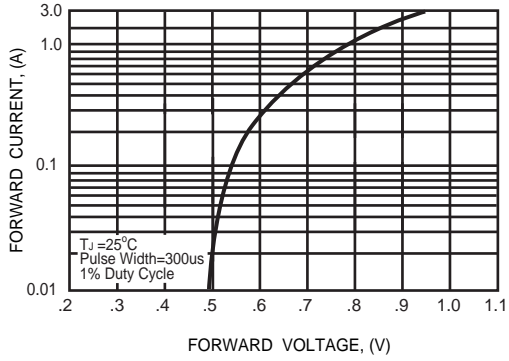


FIG. 2 - REVERSE CHARACTERISTICS

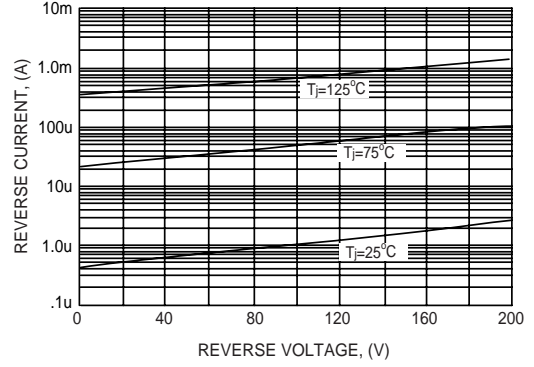


FIG. 3 - TYPICAL JUNCTION CAPACITANCE

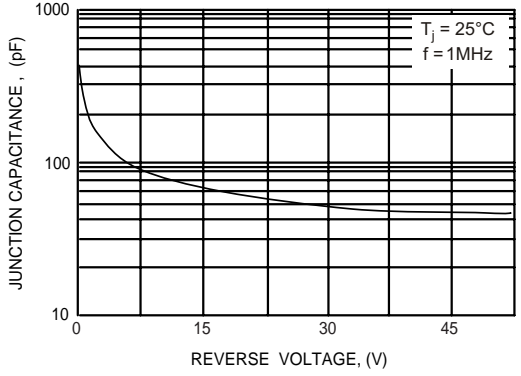


FIG. 4 - TYPICAL FORWARD CURRENT DERATING CURVE

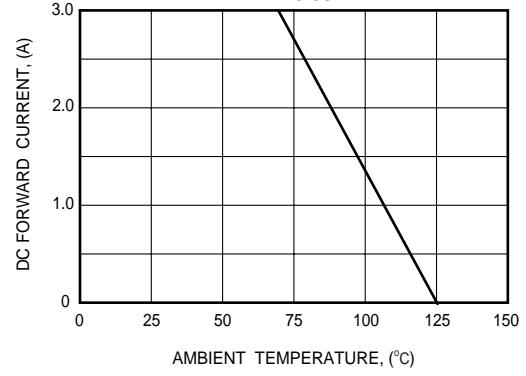


FIG. 5 - MAX. NON-REPETITIVE PEAK FORWARD SURGE CURRENT

